


 **HONDA**

CRF150R/RB



**OWNER'S MANUAL & COMPETITION HANDBOOK
MANUEL DU CONDUCTEUR ET DE COMPETITION
FAHRER-HANDBUCH und WETTBEWERBSANLEITUNG**

**INSTRUCTIEBOEKJE & WEDSTRIJDHANDBOEK
MANUAL DEL PROPIETARIO Y GUÍA DE COMPETICIONES
MANUALE D'USO E DEGLI ASSETTI DA COMPETIZIONE**

HONDA

CRF150R/RB

OWNER'S MANUAL & COMPETITION HANDBOOK	E
--	----------

MANUEL DU CONDUCTEUR ET DE COMPETITION	F
---	----------

FAHRER-HANDBUCH und WETTBEWERBSANLEITUNG	G
---	----------

INSTRUCTIEBOEKJE & WEDSTRIJDHANDBOEK	D
---	----------

MANUAL DEL PROPIETARIO Y GUÍA DE COMPETICIONES	S
---	----------

MANUALE D'USO E DEGLI ASSETTI DA COMPETIZIONE	I
--	----------

IMPORTANT NOTICES

THIS MOTORCYCLE IS DESIGNED AND MANUFACTURED FOR COMPETITION USE ONLY AND IS SOLD "AS IS" WITH NO WARRANTY. IT DOES NOT CONFORM TO FEDERAL MOTOR VEHICLE SAFETY STANDARDS AND OPERATION ON PUBLIC STREETS, ROADS, OR HIGHWAYS IS ILLEGAL.

STATE LAWS PROHIBIT OPERATION OF THIS MOTORCYCLE EXCEPT IN AN ORGANIZED RACING OR COMPETITIVE EVENT UPON A CLOSED COURSE WHICH IS CONDUCTED UNDER THE AUSPICES OF A RECOGNIZED SANCTIONING BODY OR BY PERMIT ISSUED BY THE LOCAL GOVERNMENTAL AUTHORITY HAVING JURISDICTION.

FIRST DETERMINE THAT OPERATION IS LEGAL.

OPERATOR ONLY, NO PASSENGERS.

This motorcycle is designed and constructed as an operator-only model.
The motorcycle load limit and seating configuration do not safely permit the carrying of a passenger.

READ THIS MANUAL CAREFULLY.


This manual should be considered a permanent part of the motorcycle and should remain with the motorcycle when it is resold.

All information in this publication is based on the latest product information available at the time of approval for printing. Honda Motor Co., Ltd. reserves the right to make changes at any time without notice and without incurring any obligation.

No part of this publication may be reproduced without written permission.

© Honda Motor Co., Ltd., 2007

**Honda CRF150R/RB
OWNER'S MANUAL & COMPETITION HANDBOOK**



Introduction

Congratulations on choosing your Honda CRF motocross motorcycle.

When you own a Honda, you're part of a worldwide family of satisfied customers-people who appreciate Honda's reputation for building quality into every product.

Your CRF is a high performance racing motorcycle that utilizes the latest motocross technology and is intended for competition use in sanctioned, closed-course events by experienced riders only.

Be aware that motocross is a physically demanding sport that requires more than just a fine motorcycle. To do well, you must be in excellent physical condition and be a skillful rider. For the best results, work diligently on your physical conditioning and practice frequently.

Before riding, take time to get acquainted with your CRF and how it works. To protect your investment, we urge you to take responsibility for keeping your CRF well maintained. Scheduled service is a must, of course. But it's just as important to observe the break-in guidelines, and perform all the pre-ride and other periodic checks detailed in this manual.

You should also read the owner's manual before you ride. It's full of facts, instructions, safety information, and helpful tips. To make it easy to use, the manual contains a table of contents, a detailed list of topics at the beginning of each section, and an index at the back of the book.

As you read this manual, you will find information that is preceded by a **NOTICE** symbol. This information is intended to help you avoid damage to your Honda, other property, or the environment.

Unless you are mechanically qualified and have the proper tools, you should see your Honda dealer for the service and adjustment procedures discussed in this manual.

If you have any questions, or if you ever need a special service or repairs, remember that your Honda dealer knows your CRF best and is dedicated to your complete satisfaction.

Happy riding!


- The following codes in this manual indicate each country.

ED	European direct sales
U	Australia
CM	Canada

A Few Words About Safety

Your safety, and the safety of others, is very important. And operating this motorcycle safely is an important responsibility.

To help you make informed decisions about safety, this manual contains a section devoted to *Motorcycle Safety*, as well as a number of Safety Messages throughout the manual.

Safety Messages are preceded by a safety alert symbol  and one of three signal words: **DANGER**, **WARNING**, or **CAUTION**.

These signal words mean:

 **DANGER**

You **WILL** be **KILLED** or **SERIOUSLY HURT** if you don't follow instructions.

 **WARNING**

You **CAN** be **KILLED** or **SERIOUSLY HURT** if you don't follow instructions.

 **CAUTION**

You **CAN** be **HURT** if you don't follow instructions.

Of course, it is not practical or possible to warn you about all hazards associated with operating or maintaining a motorcycle. You must use your own good judgement.

Contents

MOTORCYCLE SAFETY.....1	<i>Service Procedures</i>	TIPS.....127
Important Safety Information.....2	Fluids & Filters	Transporting Your Motorcycle128
Important Safety Precautions.....2	Fuel System.....34	Storing Your Honda.....129
Important Message to Parents.....2	Engine Oil.....36	You & the Environment130
Accessories & Modifications3	Transmission Oil.....39	Troubleshooting.....131
Safety Labels.....4	Coolant.....41	
OPERATING CONTROLS.....5	Air Cleaner.....43	TECHNICAL INFORMATION.....133
Operation Component Locations6	Crankcase Breather45	Vehicle Identification134
BEFORE RIDING7	Engine	Specifications135
Are You Ready to Ride?.....8	Throttle.....46	Torque Specifications.....137
Is Your Motorcycle Ready to Ride?.....9	Engine Idle Speed.....48	Petrol Containing Alcohol.....140
Pre-ride Inspection.....9	Clutch System.....49	Competition Logbook.....141
BASIC OPERATING INSTRUCTIONS11	Hot Start Lever.....51	Optional Parts List.....143
Safe Riding Precautions.....12	Spark Plug.....52	Spare Parts & Equipment.....147
Starting & Stopping the Engine13	Valve Clearance.....53	Wiring Diagram.....148
Preparation.....13	Piston/Piston Rings/Piston Pin.....62	
Starting Procedure.....13	Chassis	TABLE OF CONTENTS.....150
Flooded Engine.....13	Suspension.....70	INDEX.....152
How to Stop the Engine.....14	Brakes.....75	
Shifting Gears.....15	Wheels.....79	
Break-in Guidelines16	Tyres & Tubes.....80	
SERVICING YOUR HONDA.....17	Drive Chain.....82	
<i>Before You Service Your Honda</i>	Exhaust Pipe/Muffler.....85	
The Importance of Maintenance.....18	Additional Maintenance Procedures.....88	
Maintenance Safety.....19	Appearance Care.....90	
Important Safety Precautions.....19	ADJUSTMENTS FOR COMPETITION.....93	
Maintenance Schedule.....20	Front Suspension Adjustments.....94	
General Competition Maintenance.....22	Rear Suspension Adjustments.....102	
Before & After Competition Maintenance.....26	Suspension Adjustments for Track	
Between Heats & Practice Maintenance.....26	Conditions.....106	
After Competition Maintenance.....26	Suspension Adjustment Guidelines.....107	
<i>Service Preparations</i>	Carburetor Adjustments & Tuning Tips.....110	
Maintenance Component Locations.....28	Chassis Adjustments.....123	
Seat.....29	Gearing.....124	
Fuel Tank.....30	Tyre Selection for Track Conditions.....125	
Subframe.....32	Personal Fit Adjustments.....126	

This section presents some of the most important information and recommendations to help you ride your CRF safely. Please take a few moments to read these pages. This section also includes information about the location of safety labels on your CRF.

Important Safety Information.....	2
Important Safety Precautions.....	2
Important Message to Parents.....	2
Accessories & Modifications	3
Safety Labels.....	4

Important Safety Information

Important Safety Precautions

Your CRF can provide many years of pleasure, if you take responsibility for your own safety and understand the challenges you can meet in competitive racing.

As an experienced rider, you know there is much you can do to protect yourself when you ride. The following are a few precautions we consider most important.

Never Carry a Passenger.

Your CRF is designed for one operator only. Carrying a passenger can cause an accident in which you and others can be hurt.

Wear Protective Gear.

Whether you're practicing to improve your skills, or riding in competition, always wear an approved helmet, eye protection, and proper protective gear.

Take Time to Get to Know Your CRF.

Because every motorcycle is unique, take time to become thoroughly familiar with how this one operates and responds to your commands before placing your machine, and yourself, in competition.

Learn and Respect Your Limits.

Never ride beyond your personal abilities or faster than conditions warrant. Remember that alcohol, drugs, illness and fatigue can reduce your ability to perform well and ride safely.

Don't Drink and Ride.

Alcohol and riding don't mix. Even one drink can reduce your ability to respond to changing conditions, and your reaction time gets worse with every additional drink. So don't drink and ride, and don't let your friends drink and ride either.

Keep your Honda in Safe Condition.

Maintaining your CRF properly is critical to your safety. A loose bolt, for example, can cause a breakdown in which you can be seriously injured.

Important Message to Parents

Your child's safety is very important to Honda. That's why we urge you to read this message before you let any young person ride this motorcycle. Competitive riding can be fun. But bad judgement can result in injury, and we don't want that to happen. As a parent, you can help prevent accidents by making good decisions about when and how your youngster rides this motorcycle.

- Remember, this CRF is designed only for competition use by experienced junior riders. It is an operator only model, and the maximum load capacity is 68 kg (150 lbs). Rider weight must not exceed this limit.
- The junior rider must be tall enough to hold the motorcycle up while straddling it with both feet on the ground. He or she must also be strong enough to pick up the motorcycle if it is on its side.
- The parent and junior rider must be fully familiar with the motorcycle, the motorcycle controls and control functions. Both must also fully understand everything in this manual before riding begins.
- For your child's safety, be sure to make pre-practice and pre-race inspections, and impress on the junior rider the importance of checking all the items thoroughly before riding.

Accessories & Modifications

Installing non-Honda accessories, removing original equipment, or modifying your CRF in any way that would change its design or operation, could seriously impair your CRF's handling, stability, and braking, making it unsafe to ride.

WARNING

Improper accessories or modifications can cause a crash in which you can be seriously hurt or killed.

Follow all instructions in this owner's manual regarding modifications and accessories.