


 **HONDA**

# CRF450R



**OWNER'S MANUAL & COMPETITION HANDBOOK  
MANUEL DU CONDUCTEUR ET DE COMPETITION  
FAHRER-HANDBUCH und WETTBEWERBSANLEITUNG**

**INSTRUCTIEBOEKJE & WEDSTRIJDHANDBOEK  
MANUAL DEL PROPIETARIO Y GUÍA DE COMPETICIONES  
MANUALE D'USO E DEGLI ASSETTI DA COMPETIZIONE**



# **HONDA**

## **CRF450R**

<b>OWNER'S MANUAL &amp; COMPETITION HANDBOOK</b>	<b>E</b>
--	----------

<b>MANUEL DU CONDUCTEUR ET DE COMPETITION</b>	<b>F</b>
---	----------

<b>FAHRER-HANDBUCH und WETTBEWERBSANLEITUNG</b>	<b>G</b>
---	----------

<b>INSTRUCTIEBOEKJE &amp; WEDSTRIJDHANDBOEK</b>	<b>D</b>
---	----------

<b>MANUAL DEL PROPIETARIO Y GUÍA DE COMPETICIONES</b>	<b>S</b>
---	----------

<b>MANUALE D'USO E DEGLI ASSETTI DA COMPETIZIONE</b>	<b>I</b>
--	----------

## IMPORTANT NOTICES

THIS MOTORCYCLE IS DESIGNED AND MANUFACTURED FOR COMPETITION USE ONLY AND IS SOLD "AS IS" WITH NO WARRANTY. IT DOES NOT CONFORM TO FEDERAL MOTOR VEHICLE SAFETY STANDARDS AND OPERATION ON PUBLIC STREETS, ROADS, OR HIGHWAYS IS ILLEGAL.

STATE LAWS PROHIBIT OPERATION OF THIS MOTORCYCLE EXCEPT IN AN ORGANIZED RACING OR COMPETITIVE EVENT UPON A CLOSED COURSE WHICH IS CONDUCTED UNDER THE AUSPICES OF A RECOGNIZED SANCTIONING BODY OR BY PERMIT ISSUED BY THE LOCAL GOVERNMENTAL AUTHORITY HAVING JURISDICTION.

FIRST DETERMINE THAT OPERATION IS LEGAL.

OPERATOR ONLY, NO PASSENGERS.

This motorcycle is designed and constructed as an operator-only model.  
The motorcycle load limit and seating configuration do not safely permit the carrying of a passenger.

**READ THIS MANUAL CAREFULLY.**


This manual should be considered a permanent part of the motorcycle and should remain with the motorcycle when it is resold.

All information in this publication is based on the latest product information available at the time of approval for printing. Honda Motor Co., Ltd. reserves the right to make changes at any time without notice and without incurring any obligation.

No part of this publication may be reproduced without written permission.

© Honda Motor Co., Ltd., 2007

**Honda CRF450R**  
**OWNER'S MANUAL & COMPETITION HANDBOOK**



# Introduction

---

Congratulations on choosing your Honda CRF motocross motorcycle.

When you own a Honda, you're part of a worldwide family of satisfied customers – people who appreciate Honda's reputation for building quality into every product.

Your CRF is a high performance racing motorcycle that utilizes the latest motocross technology and is intended for competition use in sanctioned, closed-course events by experienced riders only.

Be aware that motocross is a physically demanding sport that requires more than just a fine motorcycle. To do well, you must be in excellent physical condition and be a skillful rider. For the best results, work diligently on your physical conditioning and practice frequently.

Before riding, take time to get acquainted with your CRF and how it works. To protect your investment, we urge you to take responsibility for keeping your CRF well maintained. Scheduled service is a must, of course. But it's just as important to observe the break-in guidelines, and perform all the pre-ride and other periodic checks detailed in this manual.

You should also read the owner's manual before you ride. It's full of facts, instructions, safety information, and helpful tips. To make it easy to use, the manual contains a table of contents, a detailed list of topics at the beginning of each section, and an index at the back of the book.

As you read this manual, you will find information that is preceded by a **NOTICE** symbol. This information is intended to help you avoid damage to your Honda, other property, or the environment.

Unless you are mechanically qualified and have the proper tools, you should see your Honda dealer for the service and adjustment procedures discussed in this manual.

If you have any questions, or if you ever need a special service or repairs, remember that your Honda dealer knows your CRF best and is dedicated to your complete satisfaction.

Happy riding!

- The following codes in this manual indicate each country.
- The illustrations and pictures herein are based on the ED type.


ED	European direct sales
DE	Denmark
U	Australia, New Zealand
CM	Canada
IICM	Canada (Type II)

## A Few Words About Safety

---

Your safety, and the safety of others, is very important. And operating this motorcycle safely is an important responsibility.

To help you make informed decisions about safety, this manual contains a section devoted to *Motorcycle Safety*, as well as a number of Safety Messages throughout the manual.

Safety Messages are preceded by a safety alert symbol  and one of three signal words: **DANGER**, **WARNING**, or **CAUTION**.

These signal words mean:

 **DANGER**

You **WILL** be **KILLED** or **SERIOUSLY HURT** if you don't follow instructions.

 **WARNING**

You **CAN** be **KILLED** or **SERIOUSLY HURT** if you don't follow instructions.

 **CAUTION**

You **CAN** be **HURT** if you don't follow instructions.

Of course, it is not practical or possible to warn you about all hazards associated with operating or maintaining a motorcycle. You must use your own good judgement.

# Contents

<b>MOTORCYCLE SAFETY.....1</b>	<i>Service Procedures</i>	<b>TIPS.....139</b>
Important Safety Information.....2	<i>Fluids &amp; Filters</i>	Transporting Your Motorcycle .....140
Important Safety Precautions.....2	Fuel System.....34	Storing Your Honda.....141
Accessories & Modifications .....3	Engine Oil .....36	You & the Environment .....142
Safety Labels.....4	Transmission Oil .....39	Troubleshooting.....143
 	Coolant .....41	
<b>OPERATING CONTROLS.....5</b>	Air Cleaner .....43	
Operation Component Locations .....6	Crankcase Breather .....45	
<b>BEFORE RIDING .....7</b>	<i>Engine</i>	<b>TECHNICAL INFORMATION .....145</b>
Are You Ready to Ride?.....8	Throttle.....46	Vehicle Identification .....146
Is Your Motorcycle Ready to Ride?.....9	Engine Idle Speed .....48	Specifications .....147
Pre-ride Inspection .....9	Clutch System .....49	Torque Specifications.....149
 	Hot Start Lever .....53	Petrol Containing Alcohol.....152
<b>BASIC OPERATING INSTRUCTIONS .....11</b>	Spark Plug .....54	Competition Logbook .....153
Safe Riding Precautions.....12	Valve Clearance.....55	Optional Parts List.....155
Starting & Stopping the Engine .....13	Piston/Piston Rings/Piston Pin.....65	Spare Parts & Equipment.....157
Preparation .....13		Wiring Diagram.....158
Starting Procedure.....13		
Flooded Engine .....13	<i>Chassis</i>	
How to Stop the Engine .....14	Suspension.....73	<b>TABLE OF CONTENTS .....160</b>
Break-in Guidelines .....15	Brakes.....78	
 	Wheels.....82	
<b>SERVICING YOUR HONDA .....17</b>	Tyres & Tubes .....83	
<i>Before You Service Your Honda</i>	Drive Chain .....85	
The Importance of Maintenance .....18	Exhaust Pipe/Muffler .....88	
Maintenance Safety .....19	Steering Damper.....91	
Important Safety Precautions.....19	Additional Maintenance Procedures .....93	
Maintenance Schedule .....20	Appearance Care .....95	
General Competition Maintenance .....22		
Before & After Competition Maintenance.....26	<b>ADJUSTMENTS FOR COMPETITION.....97</b>	
Between Heats & Practice Maintenance.....26	Front Suspension Adjustments.....98	
After Competition Maintenance .....26	Rear Suspension Adjustments.....112	
 	Suspension Adjustments for Track	
<i>Service Preparations</i>	Conditions .....116	
Maintenance Component Locations.....28	Suspension Adjustment Guidelines.....117	
Seat .....29	Carburetor Adjustments & Tuning Tips.....120	
Fuel Tank.....30	Steering Damper Adjustment.....133	
Subframe .....32	Steering Damper Adjustment Guidelines.....134	
	Chassis Adjustments.....135	
	Gearing.....136	
	Tyre Selection for Track Conditions.....137	
	Personal Fit Adjustments .....138	

This section presents some of the most important information and recommendations to help you ride your CRF safely. Please take a few moments to read these pages. This section also includes information about the location of safety labels on your CRF.

Important Safety Information.....	2
Important Safety Precautions.....	2
Accessories & Modifications .....	3
Safety Labels.....	4

# Important Safety Information

---

## Important Safety Precautions

Your CRF can provide many years of pleasure, if you take responsibility for your own safety and understand the challenges you can meet in competitive racing.

As an experienced rider, you know there is much you can do to protect yourself when you ride. The following are a few precautions we consider most important.

### ***Never Carry a Passenger.***

Your CRF is designed for one operator only. Carrying a passenger can cause an accident in which you and others can be hurt.

### ***Wear Protective Gear.***

Whether you're practicing to improve your skills, or riding in competition, always wear an approved helmet, eye protection, and proper protective gear.

### ***Take Time to Get to Know Your CRF.***

Because every motorcycle is unique, take time to become thoroughly familiar with how this one operates and responds to your commands before placing your machine, and yourself, in competition.

### ***Learn and Respect Your Limits.***

Never ride beyond your personal abilities or faster than conditions warrant. Remember that alcohol, drugs, illness and fatigue can reduce your ability to perform well and ride safety.

### ***Don't Drink and Ride.***

Alcohol and riding don't mix. Even one drink can reduce your ability to respond to changing conditions, and your reaction time gets worse with every additional drink. So don't drink and ride, and don't let your friends drink and ride either.

### ***Keep your Honda in Safe Condition.***

Maintaining your CRF properly is critical to your safety. A loose bolt, for example, can cause a breakdown in which you can be seriously injured.

## Accessories & Modifications

Installing non-Honda accessories, removing original equipment, or modifying your CRF in any way that would change its design or operation, could seriously impair your CRF's handling, stability, and braking, making it unsafe to ride.

### **⚠ WARNING**

Improper accessories or modifications can cause a crash in which you can be seriously hurt or killed.

Follow all instructions in this owner's manual regarding modifications and accessories.